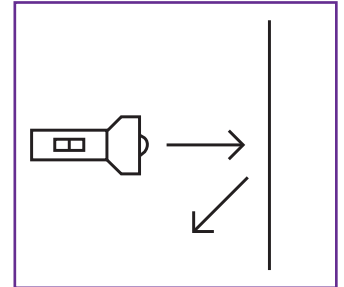
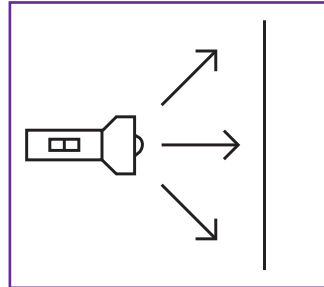
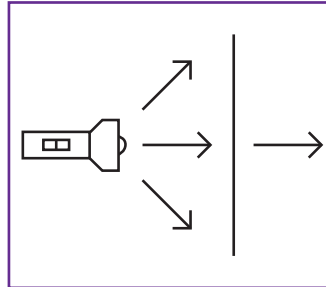
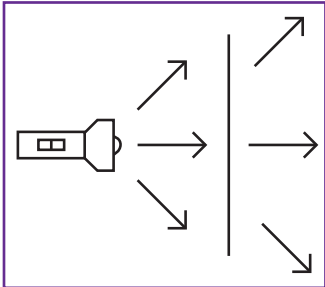


Light & Kaleidoscopes

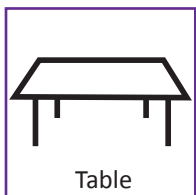
CHALLENGE 1:

Cut out the properties from the bottom of the page and tape them under the picture that matches them.



CHALLENGE 2:

Draw a line from the property to matching picture.



REFLECTIVE



OPAQUE



TRANSLUCENT



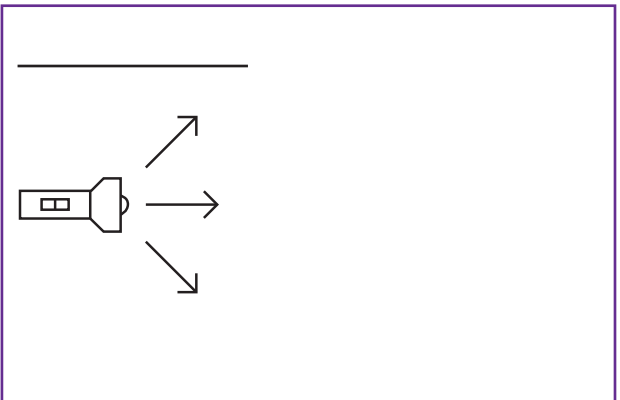

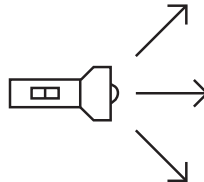
TRANSPARENT

SHOW WHAT YOU KNOW:

Pick a property, write it on the line, draw an object with that property, and label your picture.

EXAMPLE:

Transparent



OPAQUE

TRANSLUCENT

TRANSPARENT

REFLECTIVE